




Doing your collage

1. Look at the pictures in the pack. 
2. Choose the pictures for your collage. You do not have to use them all. You may choose to add other things (draw these on the white paper). 
3. You can cut  the pictures.
4. Spread the pictures on the cardboard to create the Background, the Middle ground and the Foreground.

Hint: Take note of the size of the pictures! That will help you decide where to put them

5. Stick the pictures.



25 minutes